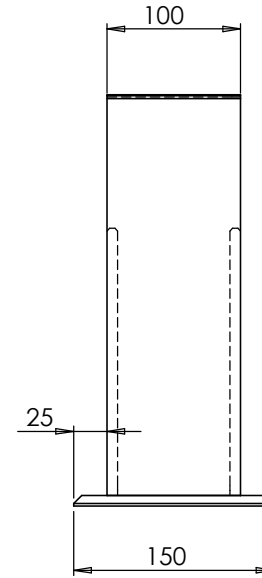
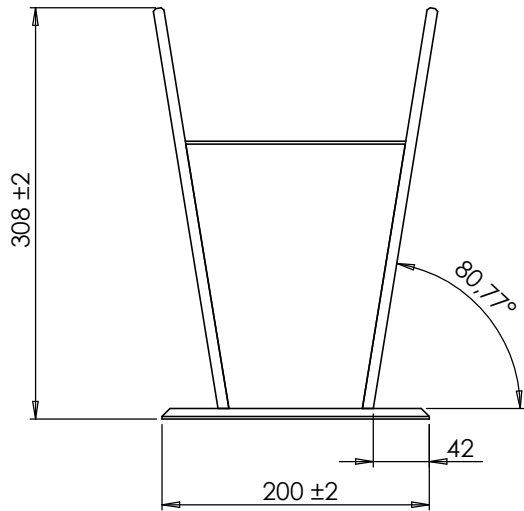
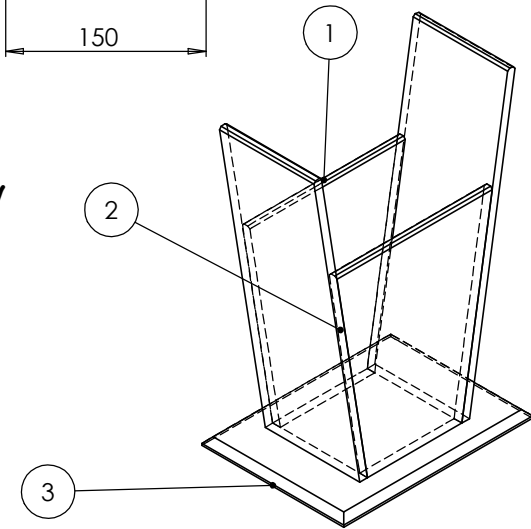
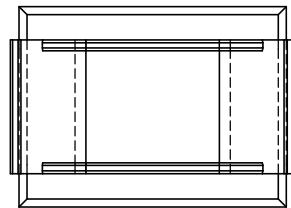


No. ARTICLE	QTE	Désignation	DESCRIPTION
1	1	PORTE DOUILLE	GLACE CLAIRE EP 6 MM
2	4	FLAN	GLAVE CLAIRE EP 6MM

UNLESS OTHERWISE SPECIFIED: DIMENSIONS ARE IN MILLIMETERS SURFACE FINISH: TOLERANCES: LINEAR: ANGULAR:	FINISH:	DEBUR AND BREAK SHARP EDGES	DO NOT SCALE DRAWING	REVISION
			LYCEE LA ROUELLE	
			LAMPE DE BUREAU	
			DWG NO. Assemblage LAMPE A3	
			SCALE: 1:1	SHEET 1 OF 1



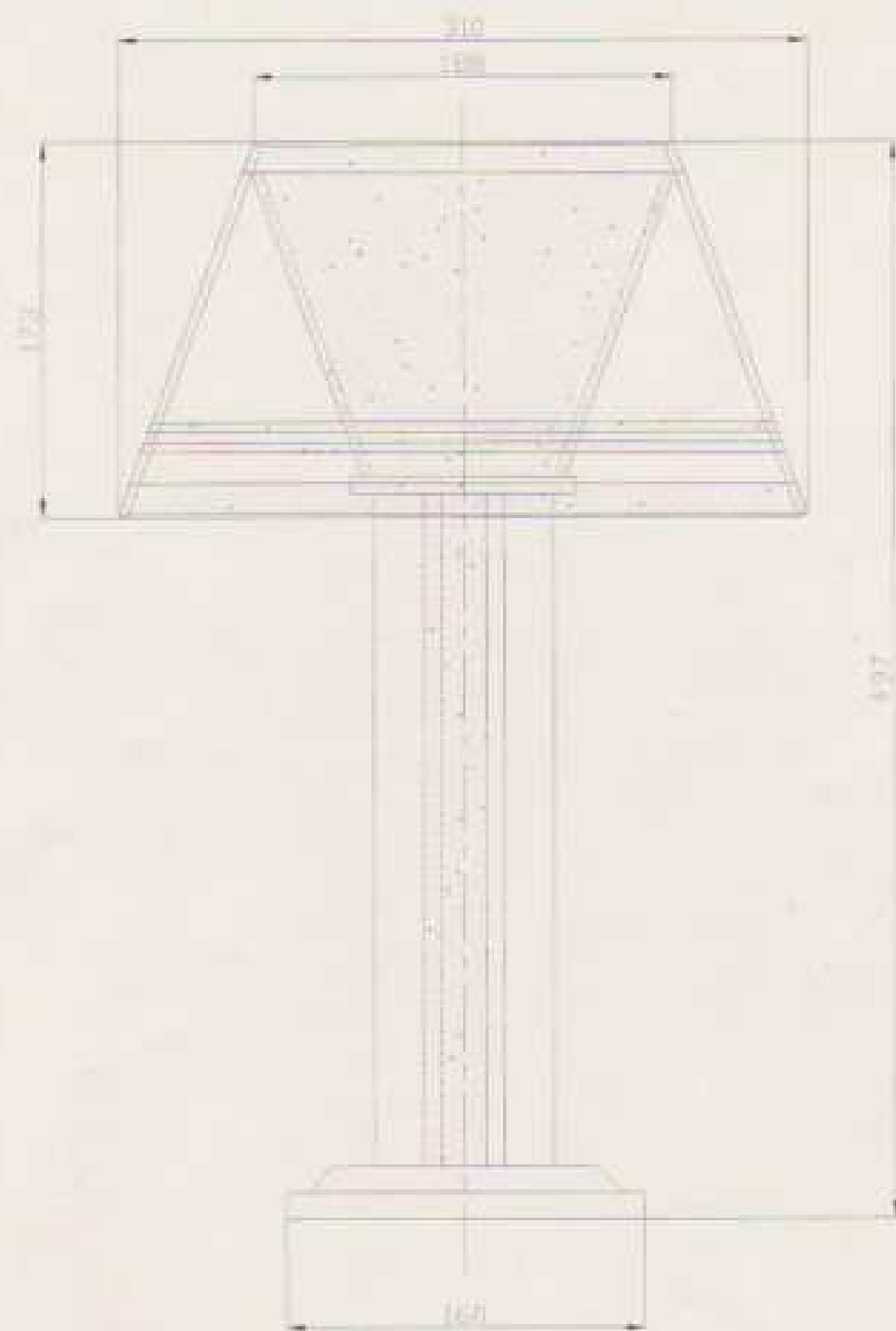
ENSEMBLE COLLER AU UV



No. ARTICLE	QTE	NUMERO DE PIECE	DESCRIPTION
1	2	FLAN1	GLACE CLAIRE EP 8 MM
2	2	FLAN2	GLACE CLAIRE EP 8 MM
3	1	SOCLE	GLACE CLAIRE EP 8MM

NOM DE L'ENSEMBLE ETUDIE	
VASE	
Repère :	Matière :

	Ech :
A3 H	DATE
CLASSE	NOM P.



**LAMPE EN GLACE
CLAIRE AVEC SABLAGES**


Echelle 1:3

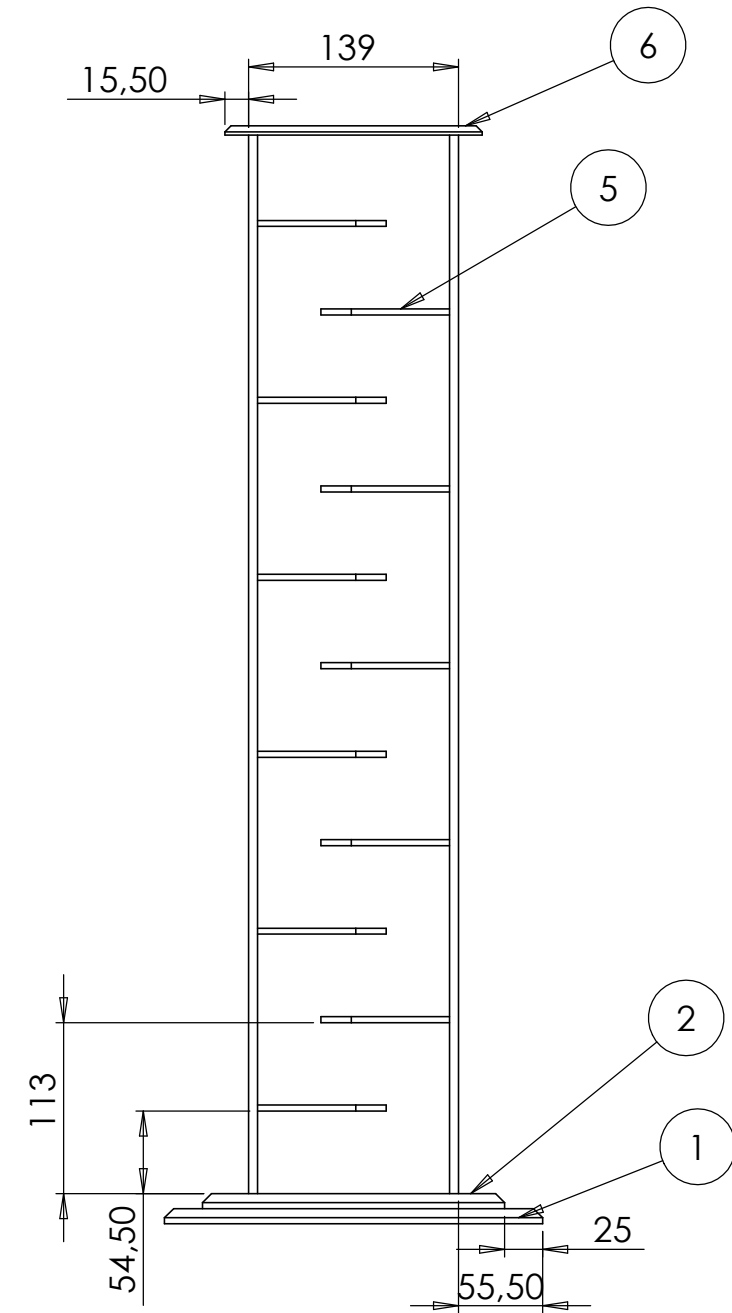
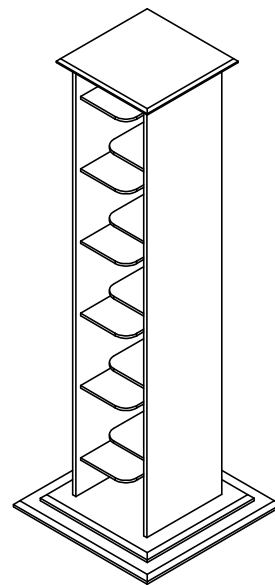
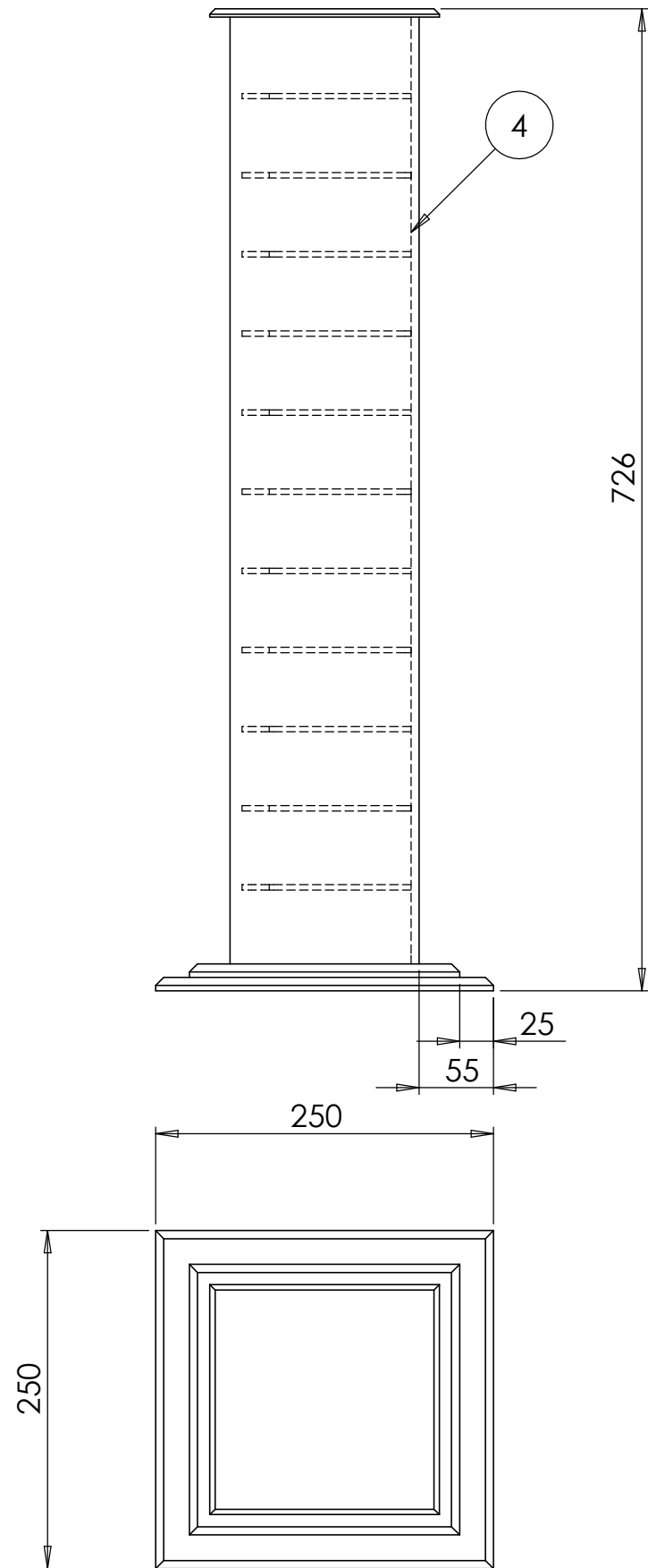


Tolérances : ± 1 mm

DT : 1/8

Table en verre





Rep	QTE	NUMERO DE PIECE	DESCRIPTION
1	1	SOCLE	verre ep 10 mm
2	1	SUR SOCLE	verre ep 10 mm
3	2	FLAN	verre ep 6 mm
4	1	FOND	verre ep 6 mm
5	11	ETAGERE	verre ep 4 mm
6	1	CHAPEAU	verre ep 6 mm

UNLESS OTHERWISE SPECIFIED: DIMENSIONS ARE IN MILLIMETERS		FINISH:		DEBUR AND BREAK SHARP EDGES		DO NOT SCALE DRAWING		REVISION	
SURFACE FINISH:									
TOLERANCES:									
LINEAR:									
ANGULAR:									
DRAWN		NAME		SIGNATURE		DATE		TITLE:	
CHK'D								COLONNE CD	
APPV'D									
MFG								DWG NO. LP LA ROQUELLE	
Q.A									
						MATERIAL:		A3	
						WEIGHT:		SCALE:1:1	
								SHEET 1 OF 1	